



INSTITUTE
FOR ECONOMIC RESEARCH
AND POLICY CONSULTING

Trends in Ukraine's foreign trade

Veronika Movchan

Institute for Economic Research and Policy Consulting

Ukraine, 24 March 2023

What we will talk about today

- General monthly trends in Ukraine's foreign trade
- Ukraine's FTAs: current and future

Ukraine's monthly trade flows stabilised around new levels: ca. USD 3.5 bn for exports and USD 5 bn for imports

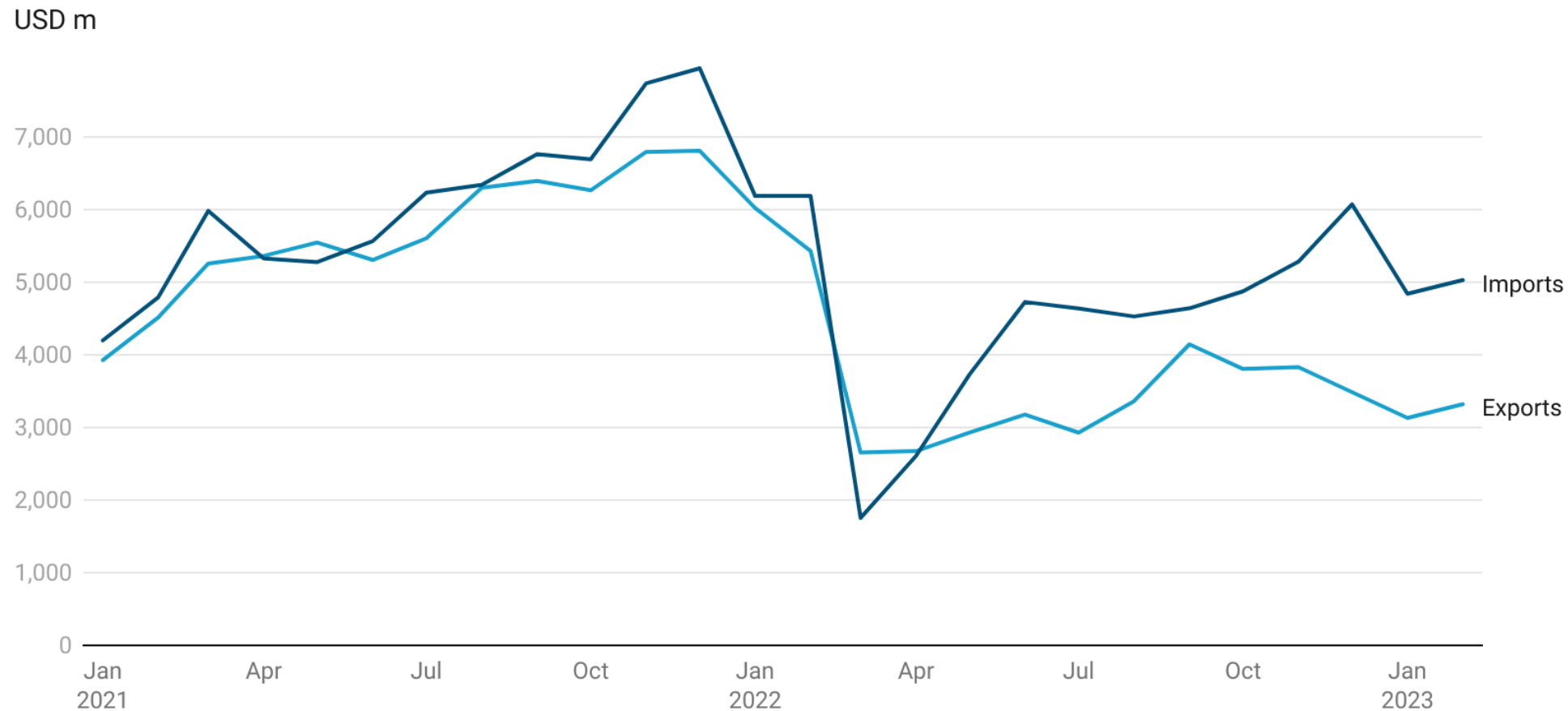


Chart: IER • Source: Ukrstat, UN ComTrade, SCSU • Created with Datawrapper

In February 2023, exports remained dominated by agro-food products, while metals almost disappeared from top positions

Key goods of Ukrainian exports

USD m

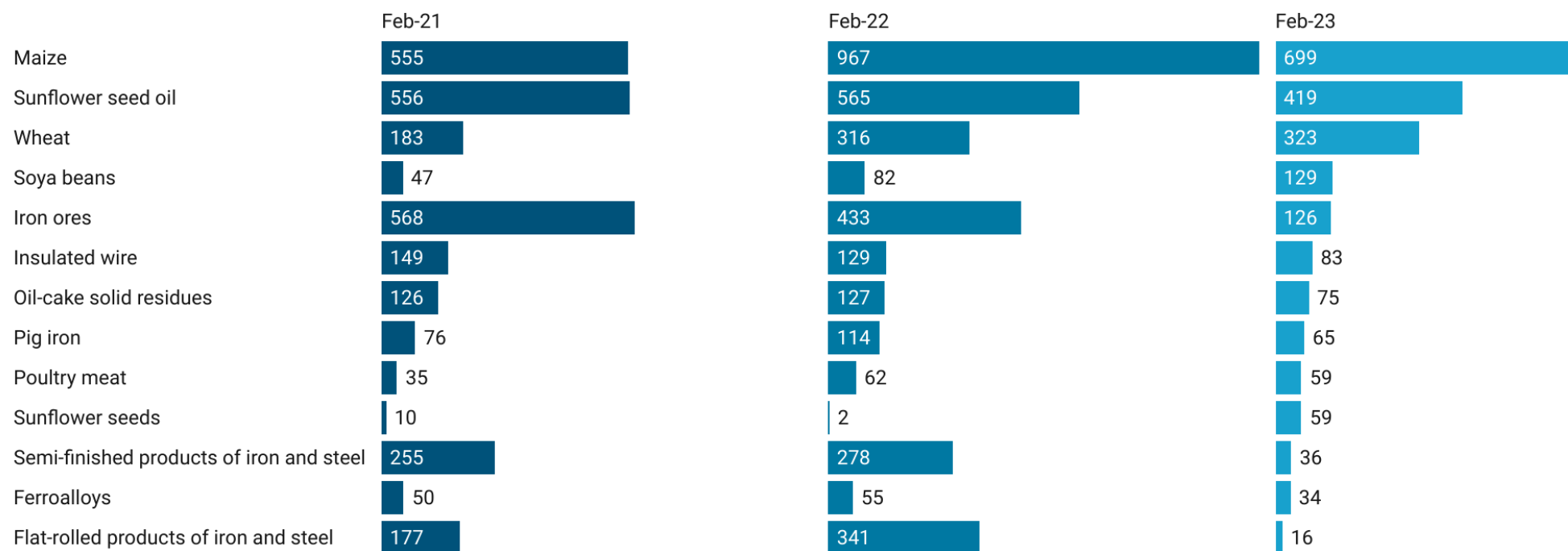
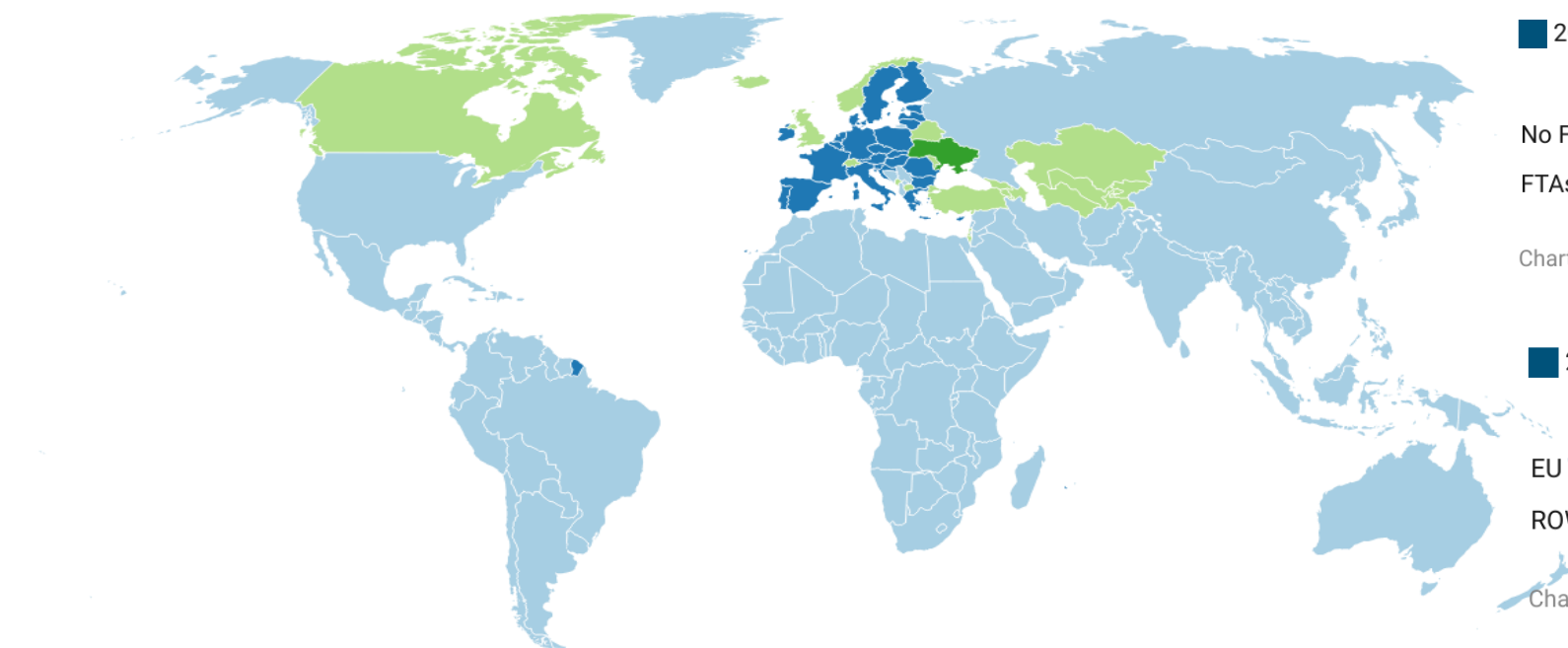


Chart: IER • Source: UN Comtrade, Ministry of Economy, SCSU • Created with Datawrapper

Ukraine's foreign trade is focused on its FTA partners

no agreement EU FTA Ukraine



Map: IER • Created with Datawrapper

Ukraine's foreign trade

2021 2022



Chart: IER • Created with Datawrapper

2021 2022



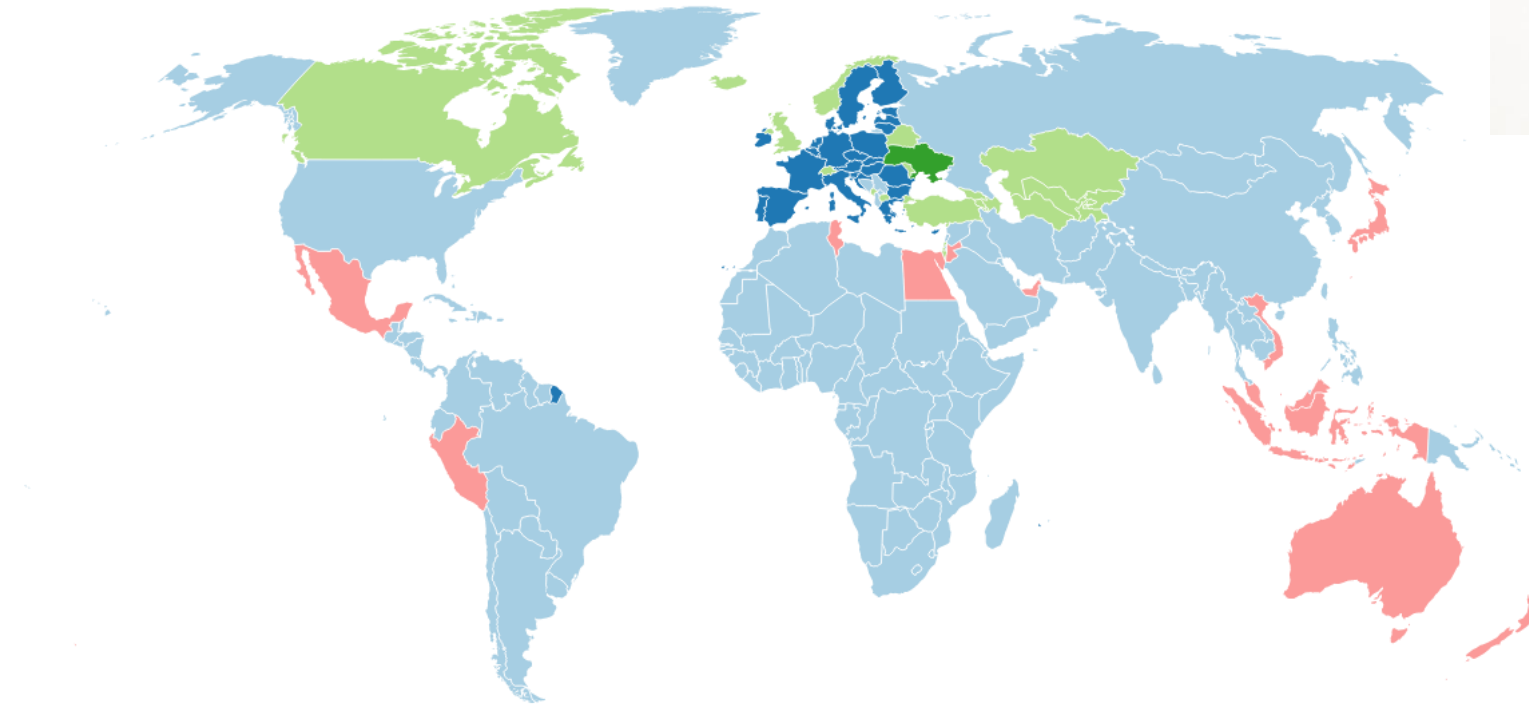
Chart: IER • Created with Datawrapper

New developments in current FTAs

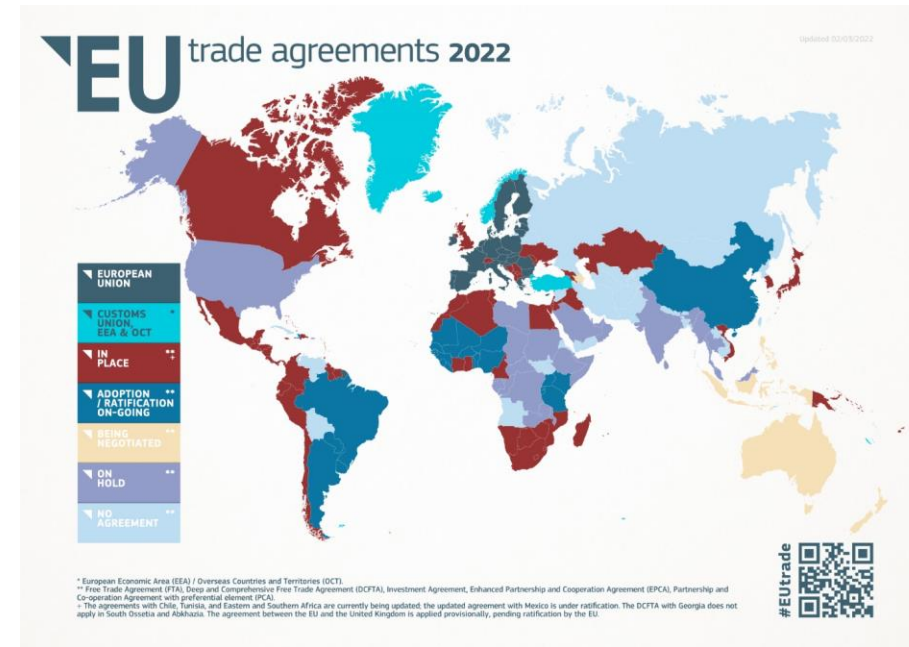
- **United Kingdom:** new Digital Trade Agreement as a part of the FTA
- **Canada:** agreement on services and investments (forthcoming)
- **Moldova:** incorporation of PEM Convention rules of origin
- **North Macedonia:** further liberalisation and incorporation of PEM Convention rules of origin
- **Turkey:** consultations about new transition periods

Ukraine aims to expand its FTAs before becoming the EU member

no agreement EU FTA Ukraine FTA consultations



Map: IER • Created with Datawrapper



FTA talks/consultations: United Arab Emirates, Egypt, Tunisia, Jordan, Indonesia, Comprehensive and Progressive Agreement for Trans-Pacific Partnership

Impact of selected potential FTAs

Method: partial equilibrium model SMART

	Growth in exports		Growth in imports	
	USD m	%	USD	%
Vietnam	5,6	5%	21,5	5%
Egypt	69,1	3%	8,4	13%
Indonesia	81,9	8%	11,0	4%
Mexico	49,6	24%	23,4	15%
UAE	105,4	17%	5,4	8%
Tunisia	92,2	30%	4,8	21%
Japan	3,5	0,5%	124,7	17%

Source: WITS; analysis funded by USAID CEP

Contacts



ІНСТИТУТ
ЕКОНОМІЧНИХ ДОСЛІДЖЕНЬ
ТА ПОЛІТИЧНИХ КОНСУЛЬТАЦІЙ

Reytarska 8/5-A, Kyiv 01054, Ukraine

tel.: +38-044-278-6360

e-mail: movchan@ier.kyiv.ua



www.ier.com.ua



[IER.Kyiv](https://www.facebook.com/IER.Kyiv)



[@IER_Kyiv](https://twitter.com/IER_Kyiv)