



# Pasaulio ekonomikos tendencijos ir iššūkiai verslui 2022

Marius Dubnikovas

Compensa Life verslo plėtros vadovas

# WAR



# Ekonomikos nuotrauka



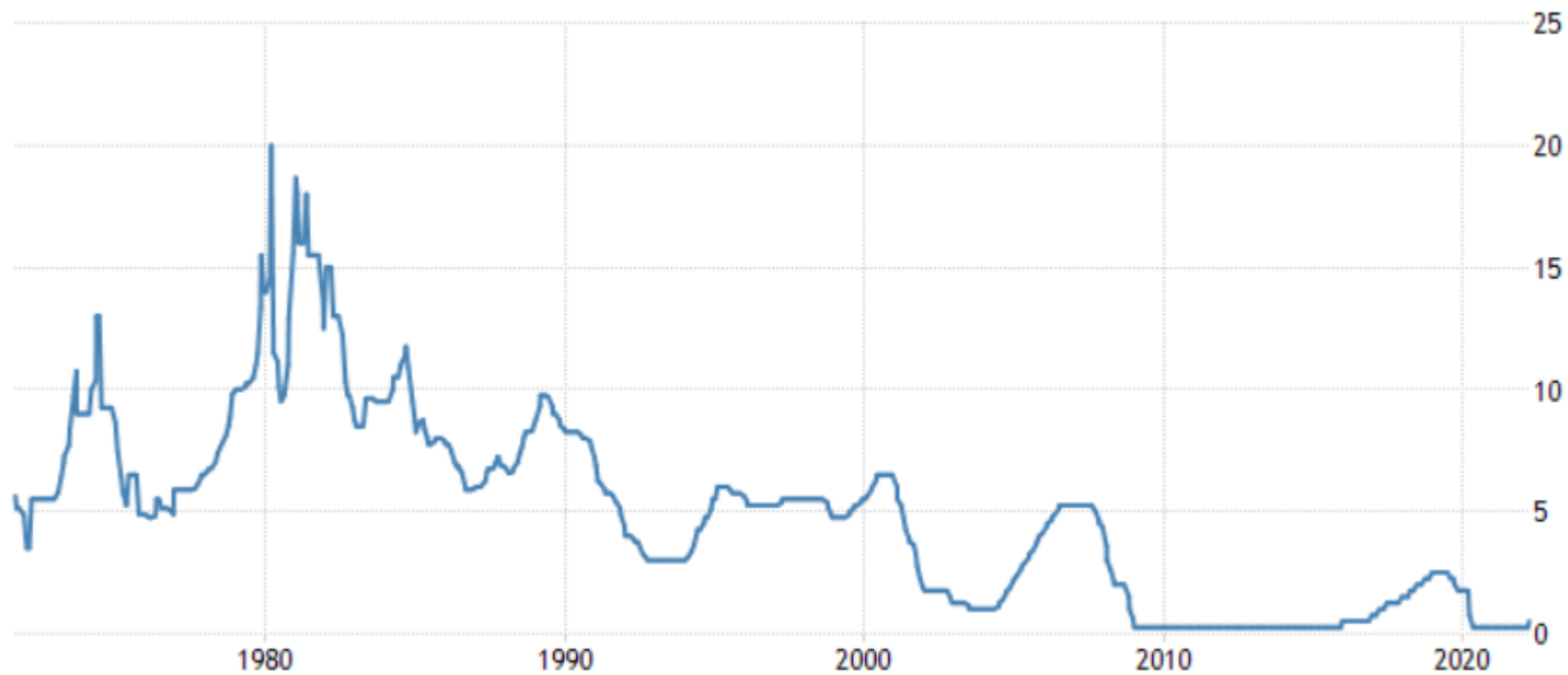
Country	GDP	GDP YoY	GDP QoQ	Interest rate	Inflation rate	Jobless rate	Gov. Budget	Debt/GDP
United States	20937	5.50%	6.90%	0.50%	7.90%	3.60%	-16.70%	137.20%
China	14723	4.00%	1.60%	3.70%	0.90%	5.50%	-3.70%	66.80%
Euro Area	13011	4.60%	0.30%	0.00%	7.50%	6.80%	-7.20%	98.00%
Japan	4975	0.70%	1.10%	-0.10%	0.90%	2.70%	-12.60%	266.20%
Germany	3846	1.80%	-0.30%	0.00%	7.30%	5.00%	-4.30%	69.80%
United Kingdom	2708	6.60%	1.30%	0.75%	6.20%	3.90%	-14.90%	94.90%
France	2630	5.40%	0.70%	0.00%	4.50%	7.40%	-9.20%	115.70%
India	2623	5.40%	12.70%	4.00%	6.07%	8.10%	-9.40%	73.95%
Italy	1886	6.20%	0.60%	0.00%	6.70%	8.50%	-7.20%	155.80%
Canada	1644	3.30%	1.60%	0.50%	5.70%	5.50%	-14.90%	117.80%
South Korea	1631	4.20%	1.20%	1.25%	4.10%	2.70%	-6.10%	42.60%
Russia	1484	4.30%	-0.80%	20.00%	9.17%	4.10%	-3.80%	17.80%
Brazil	1445	1.60%	0.50%	11.75%	10.54%	11.20%	-13.40%	88.83%
Australia	1331	4.20%	3.40%	0.10%	3.50%	4.00%	-7.80%	24.80%

# JAV infliacija



TRADINGECONOMICS.COM | U.S. BUREAU OF LABOR STATISTICS

# JAV palūkanos



TRADINGECONOMICS.COM | FEDERAL RESERVE

# EURO



TRADINGECONOMICS.COM | EUROPEAN CENTRAL BANK

# JAV PMI (kovas 59)



# EURO PMI



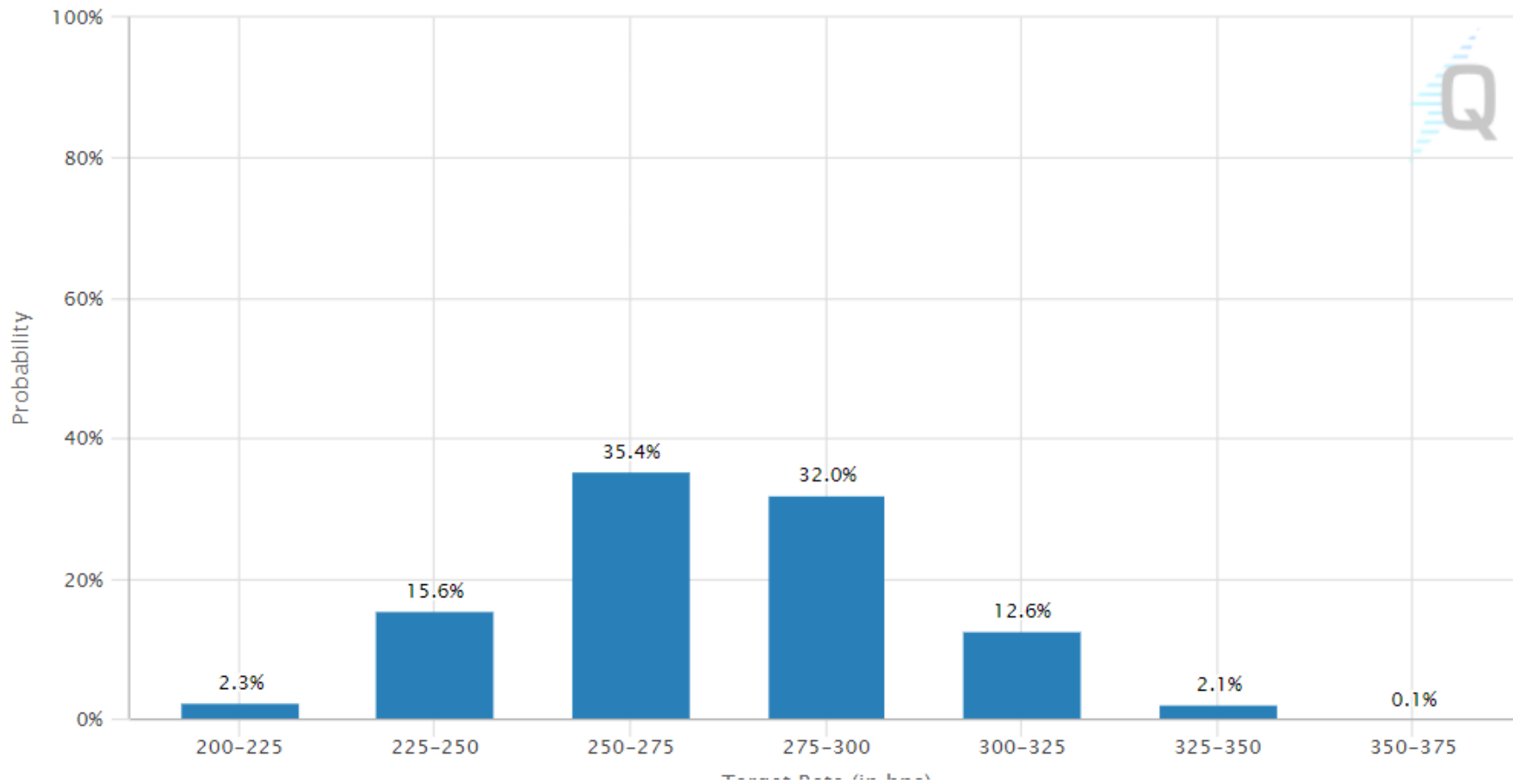




## TARGET RATE PROBABILITIES FOR 14 DEC 2022 FED MEETING



Current target rate is 25-50





## Metinė infliacija Lietuvoje 2003-2021 m.





United States Stock Market Index (US500) 4412.53 -75.75 (-1.69%)



# War and SP500



## Geopolitical Events And Stock Market Reactions

Market Shock Events	Event Date	S&P 500 Index		Calendar Days To	
		One-Day	Total Drawdown	Bottom	Recovery
Iranian General Killed In Airstrike	1/3/2020	-0.7%	?	?	?
Saudi Aramco Drone Strike	9/14/2019	-0.3%	-4.0%	19	41
North Korea Missile Crisis	7/28/2017	-0.1%	-1.5%	14	36
Bombing of Syria	4/7/2017	-0.1%	-1.2%	7	18
Boston Marathon Bombing	4/15/2013	-2.3%	-3.0%	4	15
London Subway Bombing	7/5/2005	0.9%	0.0%	1	4
Madrid Bombing	3/11/2004	-1.5%	-2.9%	14	20
U.S. Terrorist Attacks	9/11/2001	-4.9%	-11.6%	11	31
Iraq's Invasion of Kuwait	8/2/1990	-1.1%	-16.9%	71	189
Reagan Shooting	3/30/1981	-0.3%	-0.3%	1	2
Yom Kippur War	10/6/1973	0.3%	-0.6%	5	6
Munich Olympics	9/5/1972	-0.3%	-4.3%	42	57
Tet Offensive	1/30/1968	-0.5%	-6.0%	36	65
Six-Day War	6/5/1967	-1.5%	-1.5%	1	2
Gulf of Tonkin Incident	8/2/1964	-0.2%	-2.2%	25	41
Kennedy Assassination	11/22/1963	-2.8%	-2.8%	1	1
Cuban Missile Crisis	10/16/1962	-0.3%	-6.6%	8	18
Suez Crisis	10/29/1956	0.3%	-1.5%	3	4
Hungarian Uprising	10/23/1956	-0.2%	-0.8%	3	4
N. Korean Invades S. Korea	6/25/1950	-5.4%	-12.9%	23	82
Pearl Harbor Attack	12/7/1941	-3.8%	-19.8%	143	307
<b>Average</b>		<b>-1.2%</b>	<b>-5.0%</b>	<b>22</b>	<b>47</b>

Source: LPL Research, S&P Dow Jones Indices, CFRA, 01/06/20

# Verslų kainos – 19.5 metinių pelnų



**S&P 500 Change in Forward 12-Month EPS vs. Change in Price: 10 Yrs.**  
(Source: FactSet)



# Kodėl visada brangsta turtas?



## TOP TEN COUNTRIES WITH THE HIGHEST POPULATION

#	Country	2000 Population	2021 Population	2022 Expected Pop.	Pop Growth % 2000 - 2022
1	<a href="#">China</a>	1,268,301,605	1,444,216,107	1,448,116,402	14.2 %
2	<a href="#">India</a>	1,006,300,297	1,393,409,038	1,401,736,293	39.3 %
3	<a href="#">United States</a>	282,162,411	332,129,757	334,086,023	18.4 %
4	<a href="#">Indonesia</a>	214,090,575	276,361,783	278,163,604	29.9 %
5	<a href="#">Pakistan</a>	152,429,036	225,199,937	227,902,419	49.5 %
6	<a href="#">Brazil</a>	174,315,386	213,993,437	214,965,903	23.3 %
7	<a href="#">Nigeria</a>	123,945,463	211,400,708	214,586,499	73.1 %
8	<a href="#">Bangladesh</a>	128,734,672	166,303,498	167,318,791	29.9 %
9	<a href="#">Russia</a>	147,053,966	145,912,025	146,032,775	- 0.7 %
10	<a href="#">Mexico</a>	99,775,434	130,262,216	131,106,081	31.4 %
<b>TOP TEN Countries</b>		<b>3,597,108,845</b>	<b>4,539,188,506</b>	<b>4,563,410,790</b>	<b>26.8 %</b>
<b>Rest of the World</b>		<b>2,466,224,955</b>	<b>3,336,577,078</b>	<b>3,392,028,604</b>	<b>37.5 %</b>
<b>TOTAL World Population</b>		<b>6,063,333,800</b>	<b>7,875,765,584</b>	<b>7,955,439,394</b>	<b>31.2 %</b>

# BRENT nafta

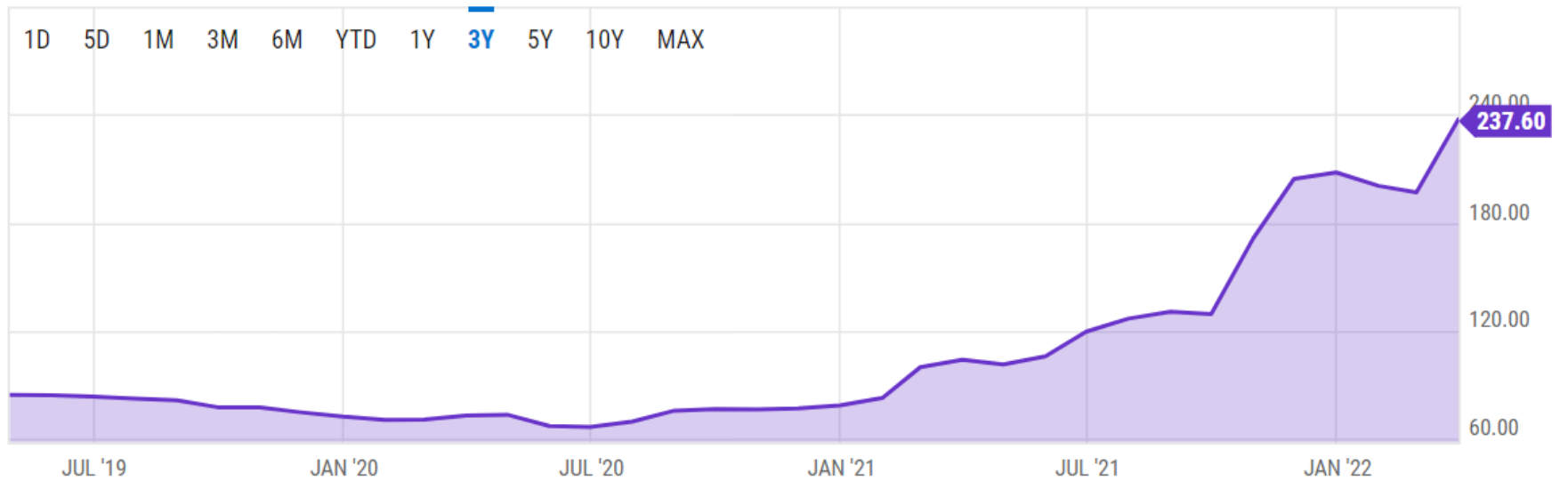


# Dujų kainos





# Trąšų bendras indeksas





Coal (USD/T) 300.00 +8 (+2.74%)





Rinkos suvestinė > VIX rodiklis

## 24,68

+ Stebėti

+10,07 (68,83 %) ↑ per pastaruosius 5 metus

04-12 03:36; GMT-5 • Atsakomybės ribojimas

1 d. | 5 d. | 1 mėn. | 6 mėn. | YTD | 1 m. | 5 m. | Maks.



# Auksas







Lumber (USD/1000 board feet) 886.30 -79 (-8.18%)





# Kviečiai



Wheat (USd/Bu) 1111.75 +22.75 (+2.09%)





# Kviečių eksportuotojai



#	Country	Quantity tonnes
1	 Russia	37,267,014
2	 United States	26,131,626
3	 Canada	26,110,509
4	 France	19,792,597
5	 Ukraine	18,055,673
6	 Australia	10,400,418
7	 Argentina	10,196,931
8	 Germany	9,259,493
9	 Kazakhstan	5,198,943
10	 Poland	4,689,130

# Soja



Soybeans (USd/Bu) 1672.5 +17.25 (+1.04%)



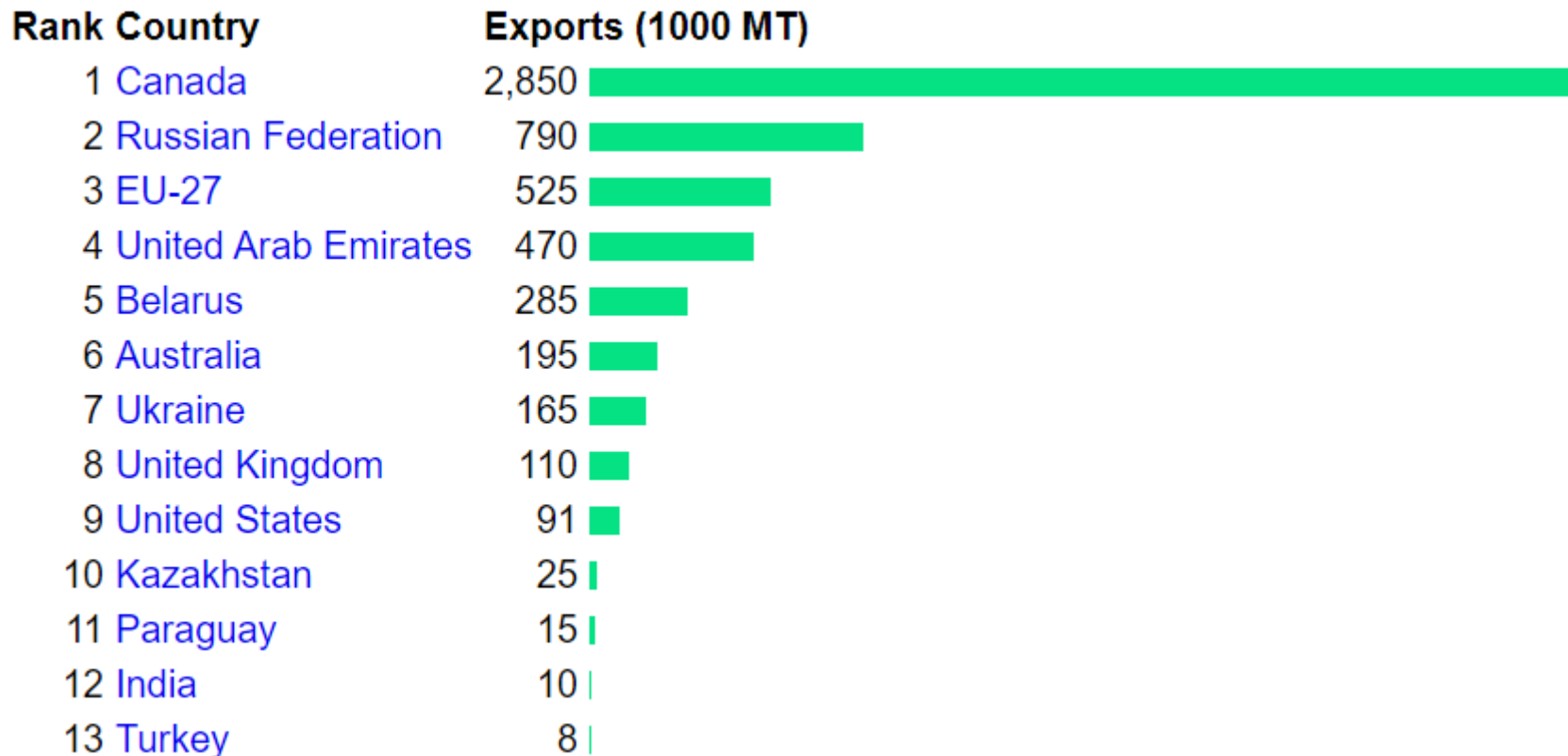


1. Brazil: US\$28.6 billion (44.3% of exported soya beans)
2. United States: \$25.9 billion (40.1%)
3. Argentina: \$2.3 billion (3.6%)
4. Paraguay: \$2.1 billion (3.3%)
5. Canada: \$1.9 billion (3%)
6. Uruguay: \$753.8 million (1.2%)
7. Ukraine: \$690.1 million (1.1%)
8. Netherlands: \$447.6 million (0.7%)
9. Russia: \$415.3 million (0.6%)
10. Benin: \$144.8 million (0.2%)

# Rapsas



# Rapso aliejaus eksportas





- Finansų rinkos ramios
- Gamyba optimistinė
- Kainų augimas užprogramuotas
  - Galimas paspartėjimas
- Aktyviau naudoti ateities sandorius
  - Didinti baudas už nepristatymą
- Verslų ir žemės kaina palaikoma perteklinių pinigų
  - Infliacijos pasekmė, maisto trūkumas



# Klausimai?

Marius Dubnikovas